

Thank you for purchasing a Secret Spanks Footstool/Bench  
Bench assembly Instructions:

Slide the lid off the box and remove the Knee Pad




Inside the box you should find:

4 x legs

2 x wooden cross pieces

2 x metal cross pieces

1 x bag containing 4 short bolts, 8 long bolts, 16 wing nuts & 16 washers





Remove the wooden and metal cross pieces and the bag of bolts and nuts  
Remove the legs by tilting them up and sliding them out at an angle




Place the legs on the ground with the cut-outs on the bottom






You will notice that there are small coloured stickers on the legs. These show which pieces go together.



Put the short bolts in the holes of the cut-outs  
Put the legs together with the same coloured dots against each other.



Two black metal frames, possibly for a medical device, are shown side-by-side. Each frame has a rectangular shape with a central horizontal bar and a vertical bar on the right side. A pink handle is attached to the vertical bar of each frame. The frames are resting on a light-colored surface.



Fit the knee pad, it will only fit into one set of holes. Again loosely fit the washers and nuts



Place the box onto the legs and align the holes, then place the remaining 4 long bolts through as shown.



Fit the remaining nuts and washers. You may now tighten up all the nuts.  
Slide the box lid back on